

Piano Vertical este un calorifer ornamental realizat cu țeava plate din oțel: o îmbinare perfect de calitate, eleganță și linearitate. Forma plată a țeavalor și ampla gamă de dimensiuni fac din Piano Vertical un calorifer extrem de flexibil; disponibil în 9 înălțimi, de la 4 la 30 de elemente egale în număr.



Piano Verticale, vertical, 12 elemente, înălțimea 1820 mm, lățime 680 mm, Gri Perla

Caracteristici Tehnice

colectoare cu secțiunea circulară cu diametrul de 30 mm
elemente de oțel cu secțiune dreptunghiulară 50x10 mm
filetarea extremității colectorului 1/2" G dx
presiunea maximă admisă de 4 bar
temperatura maximă admisă de 95°C

Standard equipment

kit "chela" pentru fixare pe perete dotate cu șuruburi și dibluri;
dop de 1/2"
elemente de acoperire
aerisitor 1/2" cromat

Certifications



Plus



Date tehnice

Model	Depth (mm)	Height (mm)	Conn. C. (mm)	Weight (kg)	Capacity (lt)	$\Delta t=60^{\circ}\text{C}$ (Watt)	$\Delta t=50^{\circ}\text{C}$ (Watt)	$\Delta t=40^{\circ}\text{C}$ (Watt)	$\Delta t=30^{\circ}\text{C}$ (Watt)	$\Delta t=20^{\circ}\text{C}$ (Watt)	Exponent
520	38,0	520	470	0,64	0,25	43,0	34,1	25,6	17,7	10,6	1,280
700	38,0	700	650	0,82	0,31	56,7	44,8	33,5	23,1	13,7	1,295
920	38,0	920	870	1,04	0,39	72,7	57,2	42,7	29,2	17,2	1,314
1220	38,0	1220	1170	1,39	0,48	95,2	75,0	56,0	38,4	22,6	1,310
1520	38,0	1520	1470	1,64	0,60	117,3	92,4	69,0	47,4	27,9	1,306
1820	38,0	1820	1770	1,94	0,70	139,3	109,9	82,2	56,5	33,3	1,302
2020	38,0	2020	1970	2,14	0,77	154,2	121,6	91,0	62,6	37,0	1,300
2220	38,0	2220	2170	2,39	0,83	169,0	133,4	99,9	68,8	40,7	1,297
2520	38,0	2520	2470	2,64	0,94	191,6	151,3	113,4	78,2	46,3	1,293

Grație prestațiilor ridicate ale corpurilor încălzitoare Irsap Piano Vertical, se consideră ideale pentru proiectarea la joasă temperatură un Δt la 30°C

Pentru $\Delta t \neq$ de 60°C utilizați formula: $Q=Q_n (\Delta t / 60)^n$

Standard equipment


- kit "chela" pentru fixare pe perete dotate cu șuruburi și dibluri;
- dop de 1/2"
- elemente de acoperire
- aerisitor 1/2" cromat

Data Set

Length (mm) sub>	NÂ° Elements		520	700	920	1220	1520	1820	2020	2220	2520
232	4	Watt =	172	227	291	381	469	557	617	676	766
344	6	Watt =	258	340	436	572	704	836	925	1014	1149
456	8	Watt =	344	453	582	762	938	1115	1233	1352	1533
568	10	Watt =	430	567	727	952	1173	1394	1542	1690	1916
680	12	Watt =	517	680	873	1143	1407	1672	1850	2028	2299
792	14	Watt =	603	793	1018	1334	1642	1951	2158	2367	2682
904	16	Watt =	689	907	1164	1524	1876	2230	2466	2705	3065
1016	18	Watt =	775	1020	1309	1714	2111	2508	2775	3043	3448
1128	20	Watt =	861	1133	1455	1905	2345	2787	3083	3381	3831
1240	22	Watt =	947	1247	1600	2096	2580	3066	3391	3719	4215
1352	24	Watt =	1033	1360	1746	2286	2814	3344	3700	4057	
1464	26	Watt =	1119	1473	1891	2476	3049	3623	4008		
1576	28	Watt =	1205	1587	2036	2667	3283	3902			
1688	30	Watt =	1292	1700	2182	2858	3518	4180			


Culori e finisaje

STANDARD




Alb Standard
Cod. 01


CLASSIC




Edelweiss
Cod. 34




Ivoriu - RAL 1013
Cod. 02




Bej Cream
Cod. 26




Galben - RAL 1021
Cod. 04




Galben Signal - RAL
1028
Cod. E7




Portocaliu - RAL 2004
Cod. 17




Maro Ruginiu - RAL
8004
Cod. E1




Maro - RAL 8017
Cod. 09




Purpuriu - RAL 3003
Cod. 06




Roșu - RAL 3000
Cod. 05




Roșu Sunset - RAL
3018
Cod. Y3



Roz - RAL 3015
Cod. R2



Albastru Liliac - RAL
4005
Cod. R3




Purpuriu Trafic - RAL
4006
Cod. R6




Verde Pădure - RAL
6005
Cod. 19




Verde Iarbă - RAL
6018
Cod. N3




Verde Salvie - RAL
6021
Cod. E6




Albastru Pastel - RAL
5024
Cod. G7



Gri Manhattan
Cod. 03




Negru - RAL 9005
Cod. 10




Deep Blue
Cod. 2F


SPECIAL



Alb Perla
Cod. 16



Quartz 1
Cod. 1C




Sablé
Cod. Y4




Quartz 2
Cod. 2C




Sunstone
Cod. 2D




Brun Tabac
Cod. 1B




Flame Red
Cod. 7D




Purple Blue
Cod. 1D




Azurit 3
Cod. 6C




Gri Mediu
Cod. 4D




Titan Metalizat - RAL
9023
Cod. L3




Gri Perlă
Cod. L6




Negru Grafitt
Cod. 18




Gri Quart
Cod. 31



Negru Satinat
Cod. 30



Alb Opac
Cod. J8




Negru Opac
Cod. K1



Agave
Cod. 9N




North Sea Blue
Cod. 1P




Ice
Cod. 3P




Matt Blue Dove - RAL
5014
Cod. 4P



Matt Light Grey
Cod. 8N



Ash Grey - Ral 7021
Cod. G1



Gri Închis
Cod. 32



Cupru Lovitură de
Ciocan
Cod. J4

RAL



Other RAL Colours (following feasibility study)
Cod. ALTRIRAL

The Colors used in this folder are not considered binding. The different technological painting processes and the materials used for the realization can not have a perfect color match with the delivered product. Irsap company reserves the right to introduce at any time whatever modifications necessary to the improvement of the product.